

PHASE
PRO-DCE

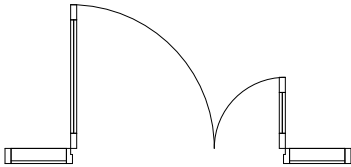
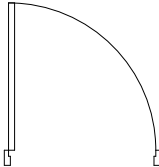
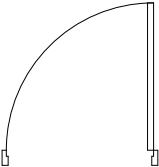
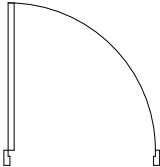
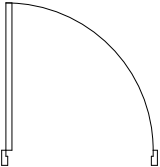
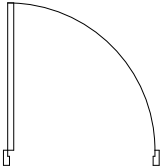
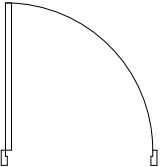
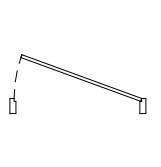
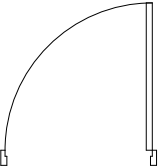
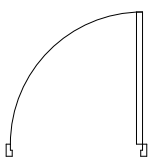
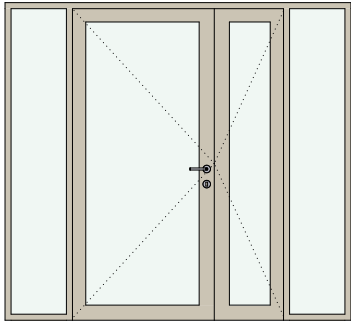
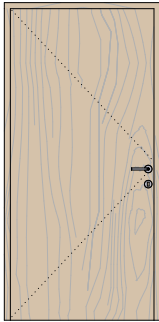

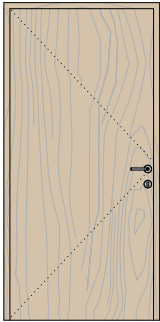
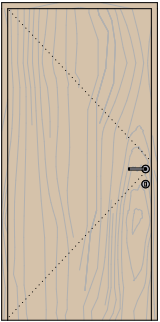
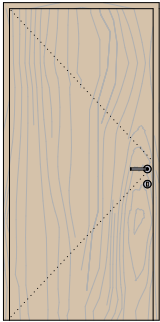
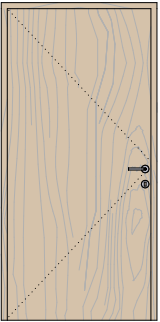
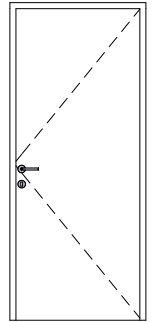
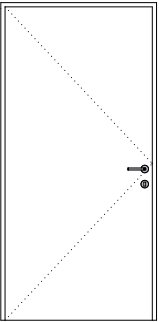
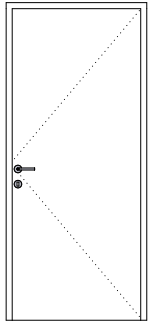
NOMENCLATURE PORTES INTERIEURES

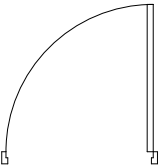
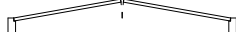
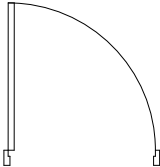
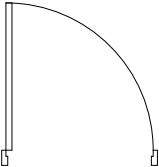
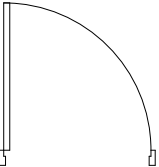
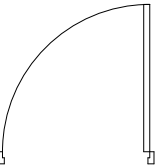
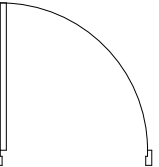
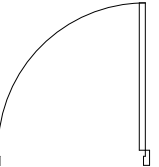
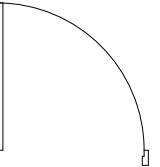
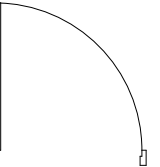
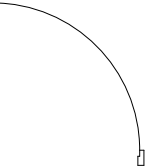
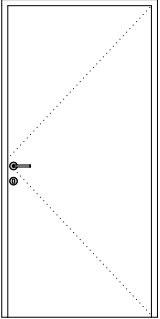
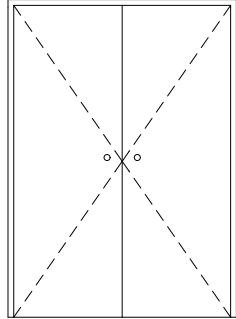
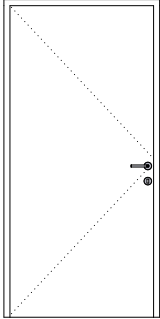
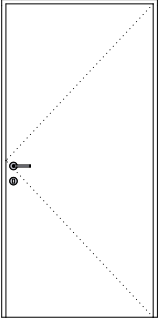
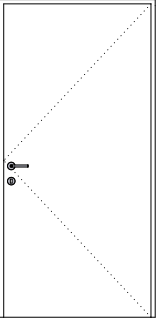
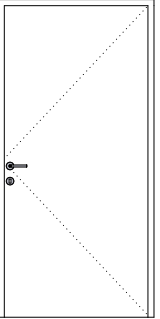
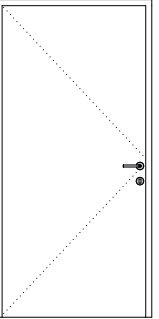
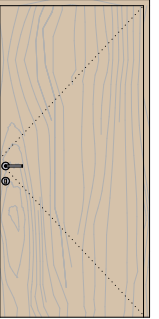
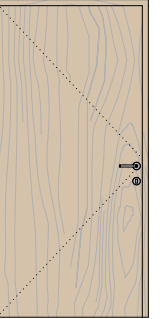
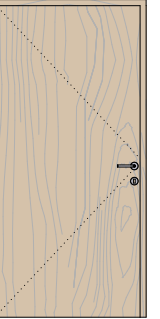
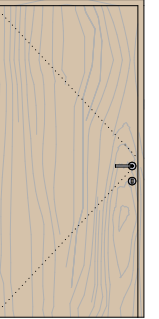
PROJET
Maison des associations université Saint-Denis
2, rue de la Liberté, 93 200 Saint-Denis

Maîtrise d'ouvrage Université Paris 8 2, Rue de la Liberté 93526 Saint-Denis	Architecte LT2A 136 rue Championnet 75018 Paris Tel: 09 55 62 99 26 projet@lt2a.com	<div><div>LT2A</div><div>136 rue Championnet 75018 Paris Tel: 09 55 62 99 26 projet@lt2a.com</div></div> <div>LT2A</div>
Bureau d'étude structure MAKE 117 rue de Bagnolet 75010 Paris Tel: 06 24 40 64 72 contact@make-ingenierie.com	Bureau d'étude fluides YAC INGENIERIE 40 route de Clessé 79350 CHICHE Tel : 05 49 72 13 35 mvigneron@yac.fr wgaudais@yac.fr	BET VRD VEGETUDE 12 rue Louis Bertrand 94200 Ivry-sur-Seine Tel: 03 26 40 66 17 stancrez@vegetude.fr
Acousticien ECKEA Acoustique 33 Rue de Croulebarbe 75013 Paris Tel: 01 56 68 00 36 thevenin@eckea-acoustique.com boutruche@eckea-acoustique.com	Bureau Contrôle Bureau Veritas 21 Rue des Ardennes 75019 mohamed.selmi@bureauveritas.com	CSPS Société ACI-BET 5 Bis Rue du Bois 60220 blandine.lelay@aci-bet.com
Economiste ATEC 21 Bis rue des Plantes 75014 Paris Tel : 02 96 52 46 70 a.linglin@atec-info.fr	OPC LIGNEUL CEDRIC EI 3 rue Xaintrailles 75013 Paris Tel : 06 63 25 27 76 ligneul.cedric@gmail.com	PAYSAGE STUDIO METEORES 18 passage privé 93500 Pantin Tel : 06 66 67 20 08 studiometeores@gmail.com

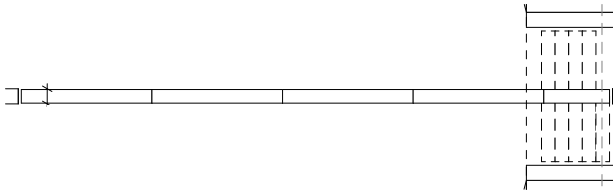
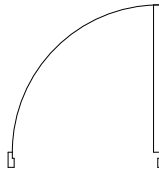
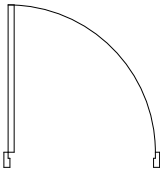
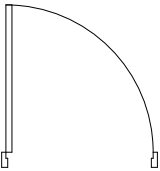
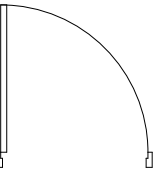
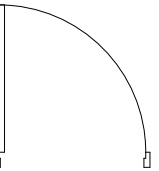
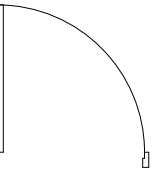
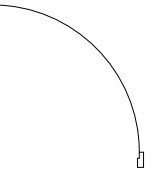
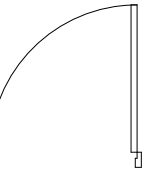

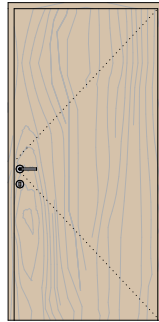
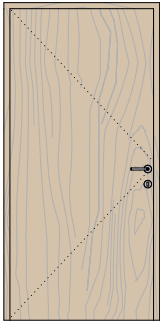
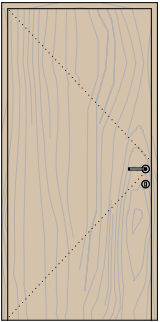
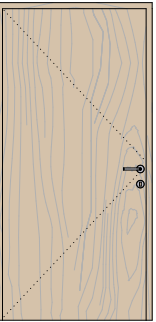
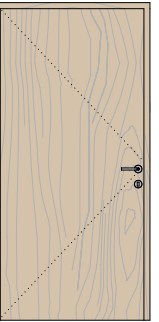
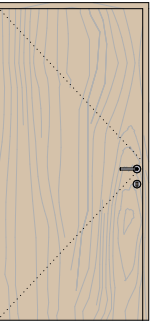
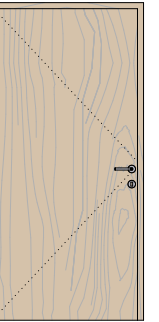
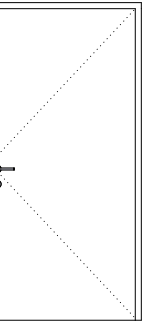
Echelle	Format A0	NOMENCLATURE PORTES INTERIEURES	AR-NT-1703-C
---------	--------------	---------------------------------	--------------

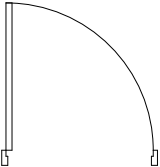
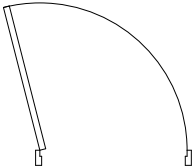
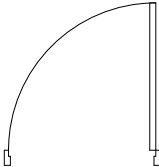
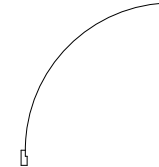
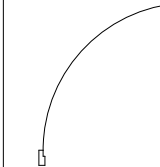
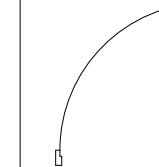
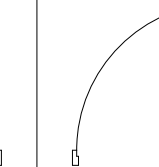
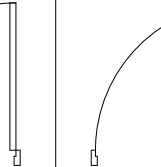
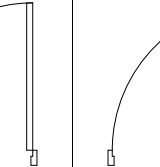
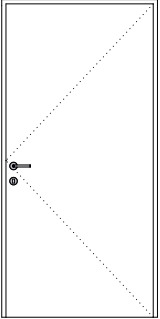
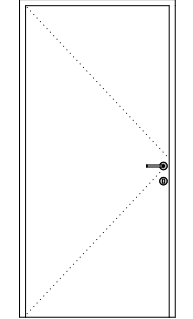
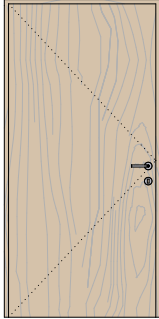
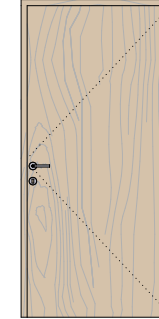
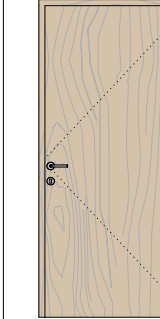
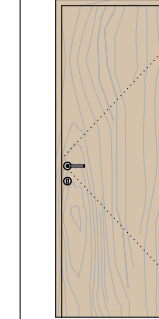
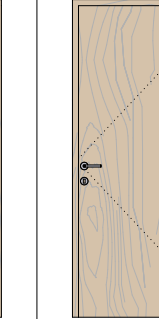
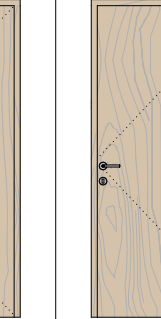
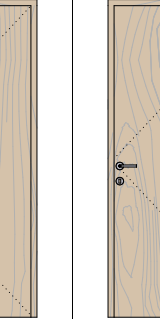
Emetteur: LT2AArchitectes		
INDICE	DATE	MODIFICATIONS COMMENTAIRES
A	05/06/2025	Première Diffusion
B	11/07/2025	
C	06/08/2025	

03 - PORTES INTERIEURES										
Nom	PI-001	PI-002	PI-003	PI-004	PI-005	PI-006	PI-007	PI-008	PI-009	PI-010
Matériaux	Aluminium	Bois	Bois	Bois	Bois	Bois	Bois	Bois	Bois	Bois
Resistance au feu	-	-	-	-	-	-	-	CF30	-	-
Dimensions	2,29×2,10	1,03×2,10	1,03×2,10	1,03×2,10	1,03×2,10	1,03×2,10	1,03×2,10	0,90×2,10	1,03×2,10	0,93×2,10
Vantail	1,42×2,07	0,97×2,07	0,97×2,07	0,97×2,07	0,97×2,07	0,97×2,07	0,97×2,07	0,84×2,07	0,97×2,07	0,87×2,07
Plan										
Elevation										
Finitions	Anodisation teinte champagne	Stratifié bois	Stratifié bois	Stratifié bois	Stratifié bois	Stratifié bois	Stratifié bois	Stratifié blanc	Stratifié blanc	Stratifié blanc
Spécificité	Ferme-porte	-	-	-	-	-	-	-	-	-

03 - PORTES INTERIEURES											
Nom	PI-011	PI-012	PI-013	PI-014	PI-015	PI-016	PI-017	PI-018	PI-019	PI-020	PI-021
Matériaux	Bois	Bois	Bois	Bois	Bois	Bois	Bois	Bois	Bois	Bois	Bois
Resistance au feu	-	-	-	CF30	-	-	CF30	CF30	-	-	-
Dimensions	1,03×2,10	1,51×2,10	1,03×2,10	1,03×2,10	1,03×2,10	1,03×2,10	1,03×2,10	1,03×2,10	1,03×2,10	1,03×2,10	1,03×2,10
Vantail	0,97×2,07	1,43×2,06	0,97×2,07	0,97×2,07	0,97×2,07	0,97×2,07	0,97×2,07	0,97×2,07	0,97×2,07	0,97×2,07	0,97×2,07
Plan											
Elevation											
Finitions	Stratifié blanc	Stratifié blanc	Stratifié blanc	Stratifié blanc	Stratifié blanc	Stratifié blanc	Stratifié blanc	Stratifié bois	Stratifié bois	Stratifié bois	Stratifié bois
Spécificité	-	-	-	-	-	-	-	-	-	-	-

03 - PORTES INTERIEURES

Nom	PI-022	PI-101	PI-102	PI-103	PI-104	PI-105	PI-106	PI-107	PI-108
Matériaux	Bois	Bois	Bois	Bois	Bois	Bois	Bois	Bois	Bois
Resistance au feu	-	-	-	-	-	-	-	-	-
Dimensions	3,82×3,04	1,03×2,10	1,03×2,10	1,03×2,10	1,03×2,10	1,03×2,10	1,03×2,10	1,03×2,10	1,03×2,10
Vantail	---	0,97×2,07	0,97×2,07	0,97×2,07	0,97×2,07	0,97×2,07	0,97×2,07	0,97×2,07	0,97×2,07
Plan									
Elevation									
Finitions	Stratifié blanc	Stratifié bois	Stratifié bois	Stratifié bois	Stratifié bois	Stratifié bois	Stratifié bois	Stratifié bois	Stratifié blanc
Spécificité	-	-	-	-	-	-	-	-	-

03 - PORTES INTERIEURES									
Nom	PI-109	PI-110	PI-111	PI-112	PI-113	PI-114	PI-115	PI-116	PI-117
Matériaux	Bois	Bois	Bois	Bois	Bois	Bois	Bois	Bois	Bois
Resistance au feu	-	-	-	-	-	-	-	-	-
Dimensions	1,03×2,10	1,03×2,10	1,03×2,10	1,03×2,10	1,03×2,10	1,03×2,10	1,03×2,10	1,03×2,10	1,03×2,10
Vantail	0,97×2,07	0,97×2,07	0,97×2,07	0,97×2,07	0,97×2,07	0,97×2,07	0,97×2,07	0,97×2,07	0,97×2,07
Plan									
Elevation									
Finitions	Stratifié blanc	Stratifié blanc	Stratifié bois	Stratifié bois	Stratifié bois	Stratifié bois	Stratifié bois	Stratifié bois	Stratifié bois
Spécificité	-	Ferme-porte	-	-	-	-	-	-	-